

C(D)UJ, Miniature Free Mount Cylinder

CDUJB16-25D

Datasheet

- Miniature free mount
- Space saving compact cylinder
- Available in 4mm to 10mm bore size

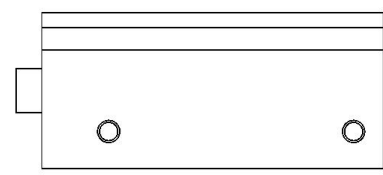
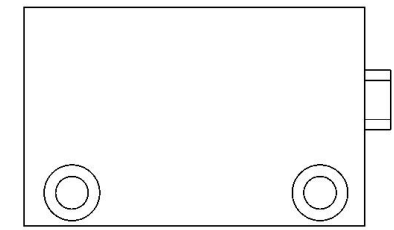
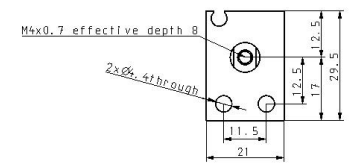
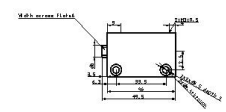
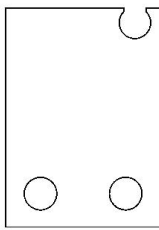


Double-acting, single-rod cylinder

Standard specifications

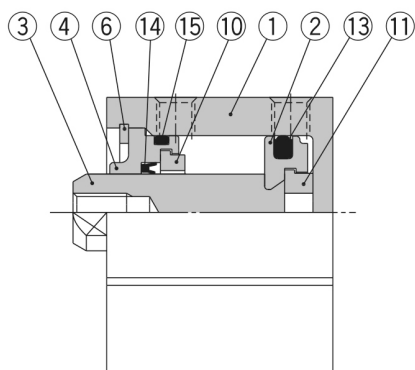
Clean Series	Without Clean Series
Magnet	D (Built-in Magnet)
Mounting Direction	B (Lateral Mounting)
Bore Size	16
Stroke	25mm
Action	D (Double Acting)
Rod End Thread	Rod End Female Thread (w/o Thread for ø4)
Auto Switch	No Switch
Lead Wire or Prewired Connector	0.5m (Or None in the Case of No Switch)
Number	2 pcs. (Or None in the Case of No Switch)
Pressure medium	Air
Maximum operating pressure	0.7 MPa
Minimum operating pressure	0.07 MPa
Proof pressure	1.05 MPa
Theoretical cylinder force, advance stroke (at 0.5 MPa)	101 N
Theoretical cylinder force, return stroke (at 0.5 MPa)	75 N
Type of cushioning	Rubber Bumper
Femalethread of rod end	Standard
Ambient and fluid temperature	-10 to 70 °C
Stroke length tolerance	0 - +1.0
Rod end thread tolerance	JIS class 2
Mounting	Through-hole
Piston speed	50 - 500 mm/s
Weight	0.072 Kg

Dimensions

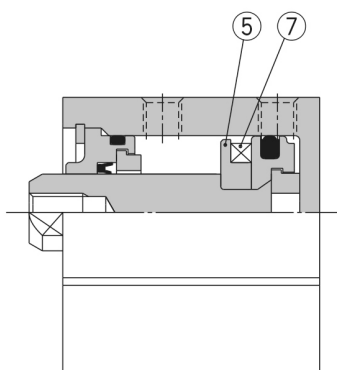


Constructions

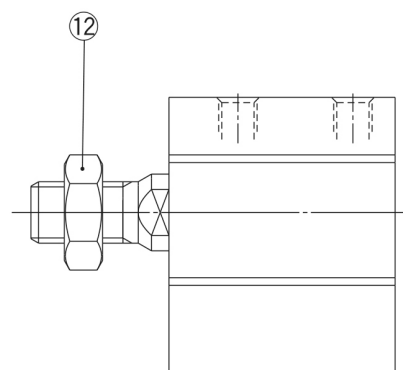
Double Acting



Without magnet



Built-in magnet



Rod end male threaded

Component Parts

No.	Description	Material	Note
1	Cylinder tube	Aluminum alloy	Hard anodized
2	Piston	Aluminum alloy	Trivalent chromated
3	Piston rod	Stainless steel	
4	Collar	Aluminum alloy	Hard anodized
5	Magnet holder	Aluminum alloy	Trivalent chromated
6	Retaining ring	Steel for special applications	Phosphate coated
7	Magnet	—	
8	Return spring	Steel wire	Zinc trivalent chromated
9	Element	Bronze casted	(for Ø 12, Ø 16)
	Plug with fixed restrictor	Structural steel	Nickel plated (for Ø 20)
10	Damper A	Resin	
11	Damper B	Resin	
12	Rod end nut	Steel wire	Nickel plated
13	Piston seal	NBR	
14	Rod seal	NBR	
15	O-ring	NBR	

Additional information

Catalogue

[CUJ-C_EU.pdf](#)

Operation manuals

[cuj_cuj_-om0001j.pdf](#)