

C(D)QS, Compact Cylinder, Double Acting, Single Rod CDQSB20-20DM

Datasheet

General series information

- Standard double acting single rod
- Bore sizes: 12, 16, 20, 25 (mm)
- Strokes from 5mm through 300mm depending upon bore size
- Mounts: through hole/both ends tapped, foot, front or rear flanges, double clevis
- Variety of switches and a variety of lead wire lengths



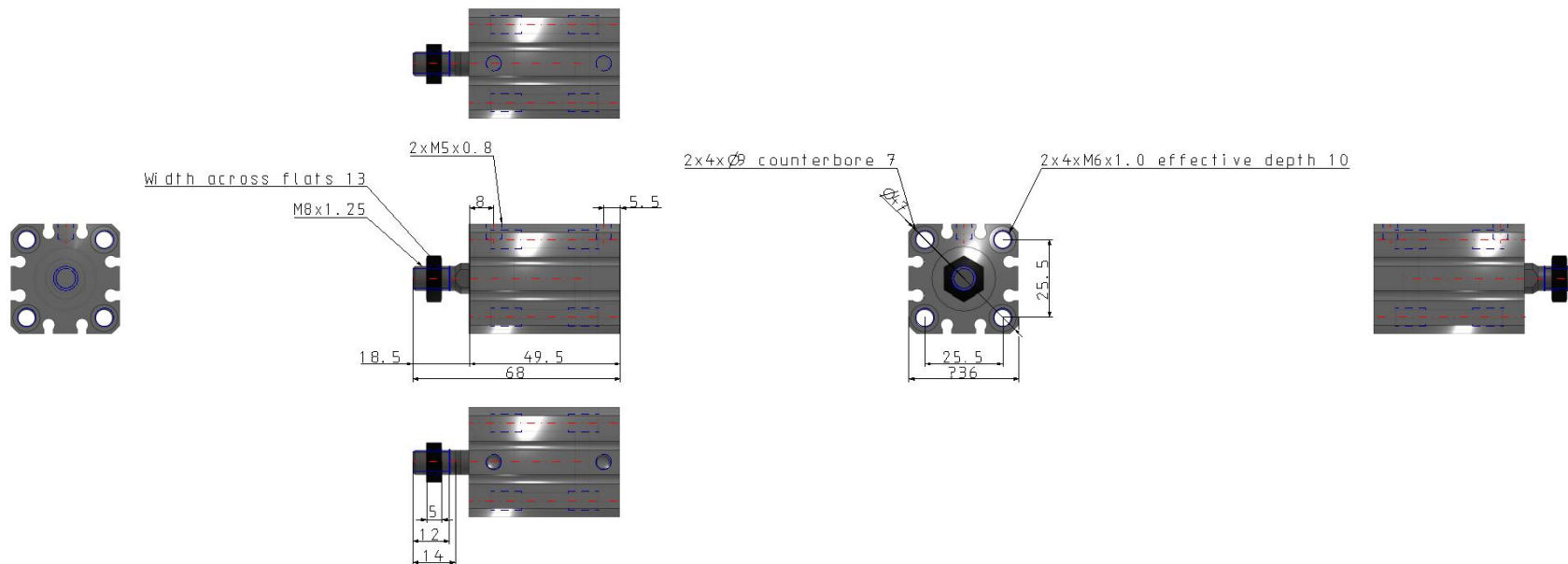
Double-acting, single-rod cylinder

Standard specifications

| | |
|--|--|
| Magnet | D (Built-in) |
| Mounting | B (Through Hole, Both Ends Tapped) |
| Bore Size | Ø20 mm |
| Lube-retainer | Without Stable Lubrication Function |
| Stroke | 20 |
| Option | M (Rod End Male Thread) |
| Auto Switch | No Switch |
| Lead Wire or Prewired Connector | 0.5 m (Or None in the Case of No Switch) |
| Number | 2 pcs. |
| Rod End Options | None |
| Pressure medium | Air |
| Maximum temperature of pressure medium | 60 °C |
| Minimum temperature of pressure medium | -10 °C |
| Maximum operating pressure | 1.0 MPa |
| Minimum operating pressure | 0.05 MPa |
| Proof pressure | 1.5 MPa |
| Maximum ambient temperature | 60 °C |
| Minimum ambient temperature | -10 °C |

| | |
|---|------------------|
| Number of pneumatic connections | 2 pcs. |
| Pneumatic input connection | M5 |
| Mode of operation of drive | Double acting |
| Theoretical cylinder force, advance stroke (at 0.5 MPa) | 157 N |
| Theoretical cylinder force, return stroke (at 0.5 MPa) | 118 N |
| Maximum piston speed | 500 mm/s |
| Piston rod end | External thread |
| Geometric form of the piston rod | Round piston rod |
| Male thread of rod end | M8 |
| Female thread of rod end | M5 |
| Minimum piston speed | 50 mm/s |
| Lubrication | Non-lube |
| Weight | 0.150 Kg |

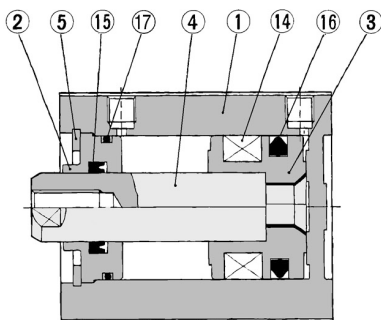
Dimensions



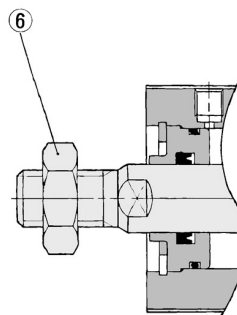
Constructions

Construction

**With auto switch
(Built-in magnet)
ø20, ø25**



Rod end male thread



Component Parts

| No. | Description | Material | Note |
|-----|---------------|------------------------|-------------------|
| ① | Cylinder tube | Aluminum alloy | Hard anodized |
| ② | Collar | Aluminum bearing alloy | Anodized |
| ③ | Piston | Aluminum alloy | Chromated |
| ④ | Piston rod | Stainless steel | |
| ⑤ | Snap ring | Carbon tool steel | Phosphate coating |
| ⑥ | Rod end nut | Carbon steel | Nickel plated |
| ⑭ | Magnet | — | |
| ⑮ | Rod seal | NBR | |
| ⑯ | Piston seal | NBR | |
| ⑰ | Tube gasket | NBR | |

Additional information

Catalogue

[CQS_EU.pdf](#)