

## C(D)G5-S, Stainless Steel Cylinder, Double Acting, Single Rod CDG5EN25TF SR-75

Datasheet

### General series information

- Double acting, single rod CG5-S cylinder
- All stainless steel external parts
- Special scraper prevents water from entering cylinder
- Bore sizes (mm): 20, 25, 32, 40, 50, 63, 80 and 100
- Auto switch capability



Double-acting, single-rod cylinder

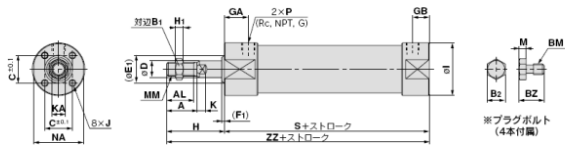
### Standard specifications

Magnet	D (Built-in)
Mounting	E (Integral Clevis)
Style	N (Non-lube Rubber Cushion)
Bore Size	25mm
Thread	TF (G Ports)
Seal Material	R (NBR)
Stroke	75
Auto Switch	None
Lead Wire or Prewired Connector	0.5m (Or None in the Case of No Switch)
Number	2 pcs. (Or None in the Case of No Switch)
Rod End Options	None
Temperature Resistance	None
Pressure medium	Air
Maximum temperature of pressure medium with magnet	60 °C
Minimum temperature of pressure medium with magnet	-10 °C
Maximum operating pressure	1.0 MPa
Minimum operating pressure	0.05 MPa
Proof pressure	1.5 MPa

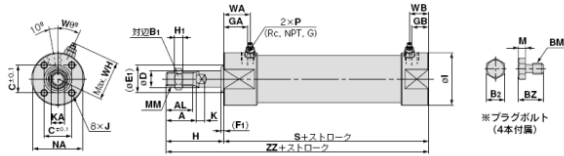
Maximum ambient temperature with magnet	60 °C
Minimum ambient temperature with magnet	-10 °C
Number of pneumatic connections	2 pcs.
Pneumatic input connection	M5 x 0.8
Mode of operation of drive	Double acting
Maximum piston speed	1000 mm/s
Piston rod end	External thread
Geometric form of the piston rod	Round piston rod
Male thread of rod end	M10 x 1.25
Minimum piston speed	50 mm/s
Weight	0.600 Kg

# Dimensions

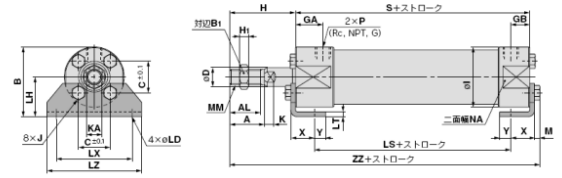
基本形(B)/C□G5BN□S<sup>R</sup>: ラパークッション付



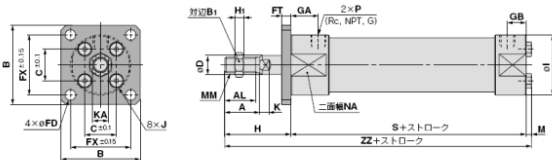
基本形(B)/C□G5BA□S<sup>R</sup>: エアクッション付



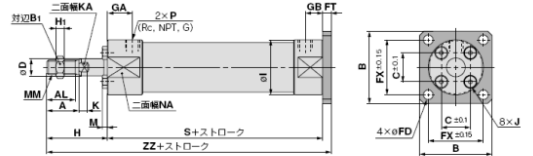
軸方向フート形(L)/C□G5L<sup>N</sup>□S<sup>R</sup>



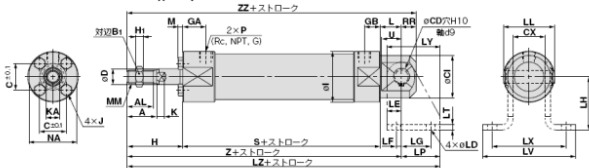
ロッド側フランジ形(F)/C□G5F<sup>N</sup>□S<sup>R</sup>



ヘッド側フランジ形(G)/C□G5G<sup>N</sup>□S<sup>R</sup>



クレビスー体形(E)/C□G5E<sup>N</sup>□S<sup>R</sup>

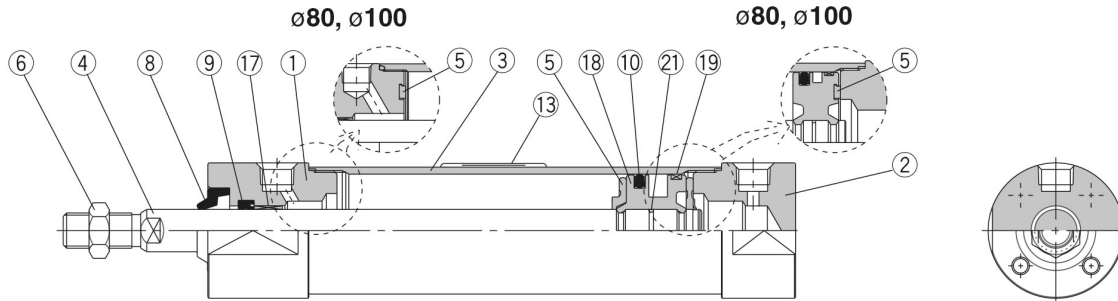


Specifications are subject to change without prior notice and any obligation on the part of the manufacturer.

# Constructions

## Construction

With rubber bumper



### Component Parts

No.	Description	Material
1	Rod cover	Stainless steel 304
2	Head cover	Stainless steel 304
3	Cylinder tube	Stainless steel 304
4	Piston rod	Stainless steel 304   Hard chrome plated
5	Bumper	Urethane
6	Rod end nut	Stainless steel 304
17	Bushing	Bearing alloy
18	Piston	Aluminium alloy
19	Wearing	Resin

Note 1) Component part material and surface treatment other than listed above are the same as the standard type of Series CG1.

Note 2) For cylinders with an auto switch, the piston is fixed with a magnet.

No.	Description	Material	
		CG5□□□SR	CG5□□□SV
8	Water resistant scraper	NBR	FKM
9	Rod seal		
10	Piston seal		
21	Piston gasket	PET	
13	Label protector	PET	

## Additional information

Catalogue

[CJ5-CG5-B\\_EU.pdf](#)