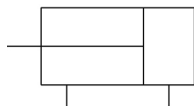


## C(D)UJ, Miniature Free Mount Cylinder CUJB10-15DM

Datasheet

### General series information

- Miniature free mount
- Space saving compact cylinder
- Available in 4mm to 20mm bore size.



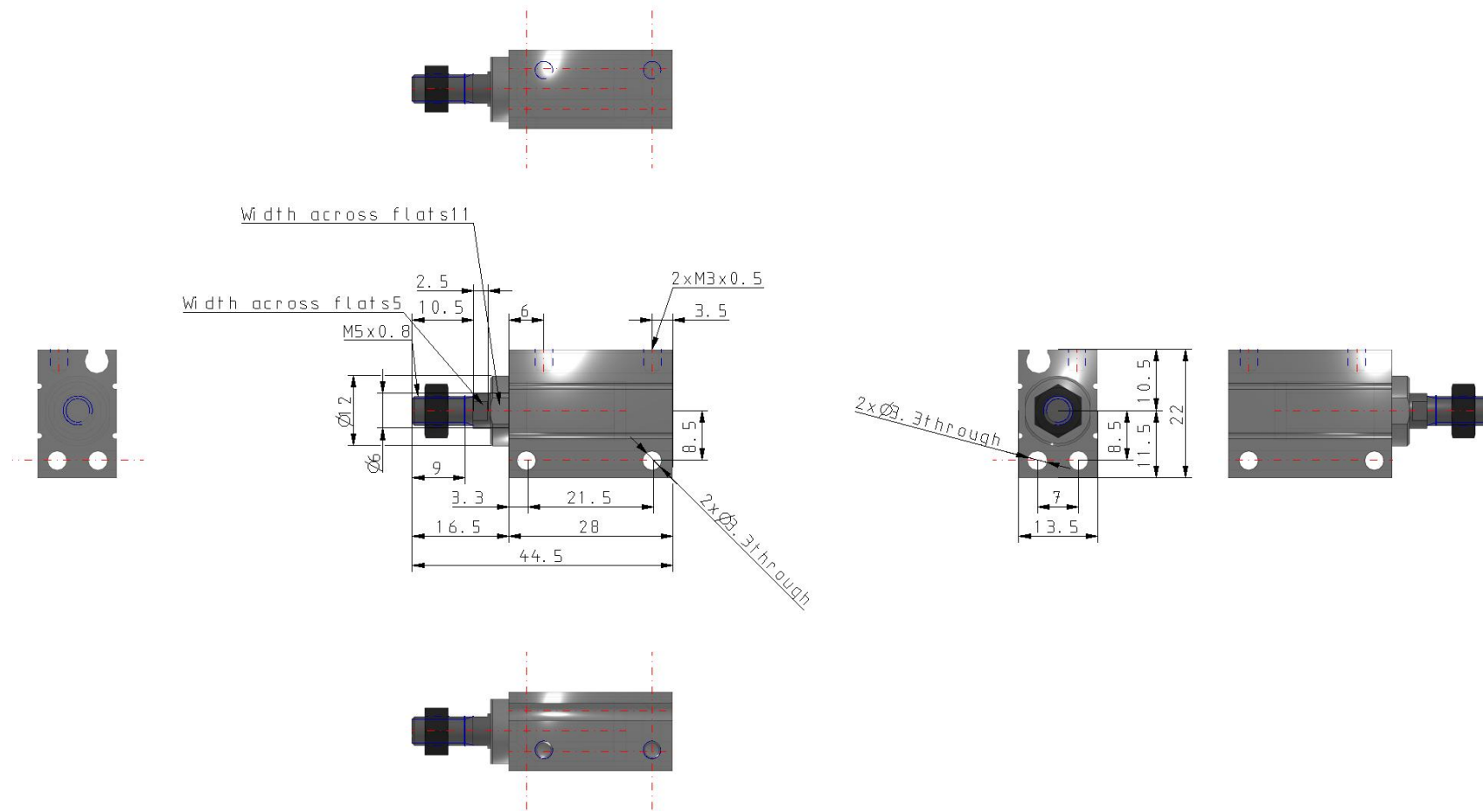
Double-acting, single-rod cylinder

### Standard specifications

Clean Series	Without Clean Series
Magnet	None
Mounting Direction	B (Lateral Mounting)
Bore Size	10
Stroke	15mm
Action	D (Double Acting)
Rod End Thread	M (Rod End Male Thread)
Auto Switch	No Switch
Lead Wire or Prewired Connector	0.5m (Or None in the Case of No Switch)
Number	2 pcs. (Or None in the Case of No Switch)
Pressure medium	Air
Maximum operating pressure	0.7 MPa
Minimum operating pressure	0.1 MPa
Proof pressure	1.05 MPa
Theoretical cylinder force, advance stroke (at 0.5 MPa)	39.26 N
Theoretical cylinder force, return stroke (at 0.5 MPa)	25.13 N
Malethread of rod end	Male Thread
Ambient and fluid temperature	-10 °C - 60 °C
Stroke length tolerance	0 - +0.5
F449 - Rod_end_thread_tolerance	JIS class 2

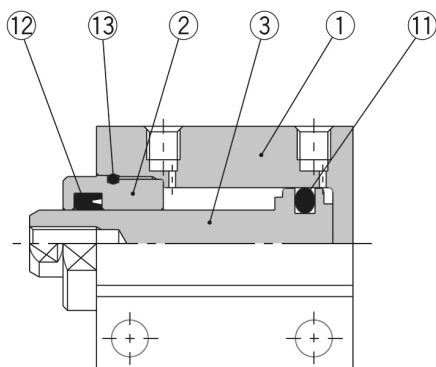
F450 - Mounting	Through-hole
Piston speed	50 - 500 mm/s
Weight	0.028 Kg

# Dimensions

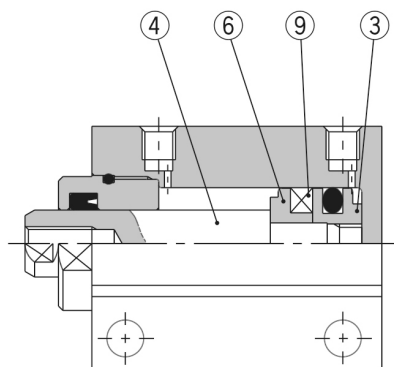


## Constructions

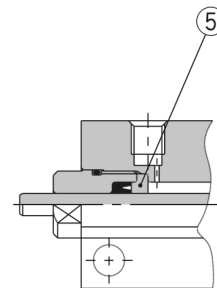
### Double Acting



Without magnet



Built-in magnet



Ø 4

### Component Parts

No.	Description	Material	Note
1	<b>Cylinder tube</b>	Aluminum alloy	Hard anodized
2	<b>Rod cover</b>	Copper alloy	Electroless nickel plated
3	<b>Piston</b>	Without switch Stainless steel	
		With switch Aluminum alloy	Chromated
4	<b>Piston rod</b>	Stainless steel	
5	<b>Seal retainer</b>	Aluminum alloy	Chromated (CUJB4 only)
6	<b>Magnet retainer</b>	Aluminum alloy	Chromated
7	<b>Return spring</b>	Piano wire	
8	<b>Bronze element</b>	Sintered metallic BC	
9	<b>Magnet</b>	—	
10	<b>Rod end nut</b>	Iron	Nickel plated
11	<b>Piston seal</b>	NBR	
12	<b>Rod seal</b>	NBR	
13	<b>Tube gasket</b>	NBR	

## Additional information

Catalogue	<a href="#">CUJ-C_EU.pdf</a>
Operation manuals	<a href="#">cuj_cuj_-om0001j.pdf</a>