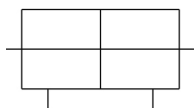


C(D)QSW, Compact Cylinder, Double Acting, Double Rod CQSWB16-25D

Datasheet

General series information

- Rods at both ends of cylinder
- Bore sizes: 12, 16, 20, 25 (mm)
- Strokes from 5mm through 50mm depending upon bore size
- Mounts: through hole/both ends tapped, foot, flange
- Variety of switches and a variety of lead wire lengths



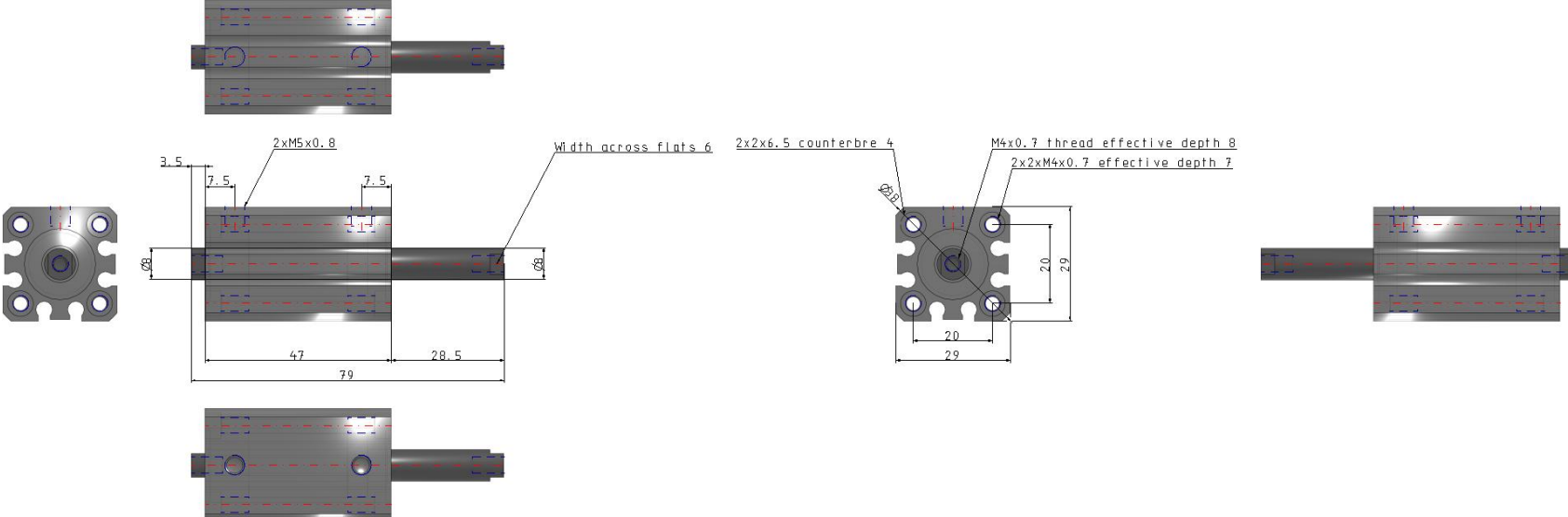
Double-acting cylinder with double piston rod

Standard specifications

Magnet	None
Mounting	B (Through Hole, Both Ends Tapped)
Bore Size	Ø16 mm
Stroke	25 mm
Option	Standard(Rod End Female Thread)
Auto Switch	No Switch
Lead Wire or Prewired Connector	0.5 m
Number	2 pcs.
Rod End Options	None
Pressure medium	Air
Maximum temperature of pressure medium	70 °C
Minimum temperature of pressure medium	-10 °C
Maximum operating pressure	1.0 MPa
Minimum operating pressure	0.07 MPa
Proof pressure	1.5 MPa
Maximum ambient temperature	70 °C
Minimum ambient temperature	-10 °C
Number of pneumatic connections	2 pcs.

Pneumatic input connection	M5
Mode of operation of drive	Double acting
Theoretical cylinder force, advance stroke (at 0.5 MPa)	75 N
Theoretical cylinder force, return stroke (at 0.5 MPa)	75 N
Maximum piston speed	500 mm/s
Piston rod end	Internal thread
Geometric form of the piston rod	Round piston rod
Female thread of rod end	M4
Minimum piston speed	50 mm/s
Lubrication	Non-lube

Dimensions

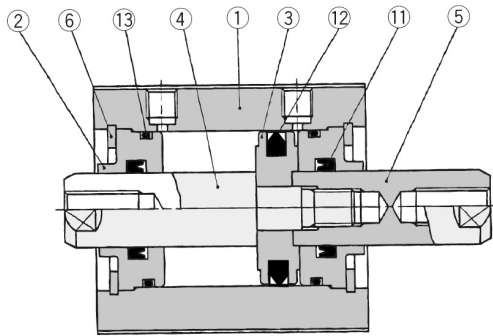


Specifications are subject to change without prior notice and any obligation on the part of the manufacturer.

Constructions

Construction

Basic



Component Parts

No.	Description	Material	Note
1	Cylinder tube	Aluminium alloy	Hard anodised
2	Collar	Aluminium bearing alloy	Anodised
3	Piston	Aluminium alloy	Chromated
4	Piston rod A	Stainless steel	
5	Piston rod B	Stainless steel	
6	Snap ring	Carbon tool steel	Phosphate coating
11	Rod seal	NBR	
12	Piston seal	NBR	
13	Tube gasket	NBR	

Additional information

Catalogue

[CQS_EU.pdf](#)