

C(D)QS, Compact Cylinder, Double Acting, Single Rod CDQSB20-200DCM

Datasheet

General series information

- Standard double acting single rod
- Bore sizes: 12, 16, 20, 25 (mm)
- Strokes from 5mm through 300mm depending upon bore size
- Mounts: through hole/both ends tapped, foot, front or rear flanges, double clevis
- Variety of switches and a variety of lead wire lengths



Double-acting, single-rod cylinder

Standard specifications

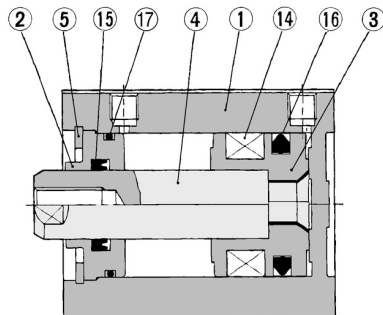
Magnet	D (Built-in)
Mounting	B (Through Hole, Both Ends Tapped)
Bore Size	Ø20 mm
Lube-retainer	Without Stable Lubrication Function
Stroke	200
Option	CM (Rubber Cushion, Rod End Male Thread)
Auto Switch	No Switch
Lead Wire or Prewired Connector	0.5 m (Or None in the Case of No Switch)
Number	2 pcs.
Dust Resistant	None
Rod End Options	None
Pressure medium	Air
Maximum temperature of pressure medium	60 °C
Minimum temperature of pressure medium	-10 °C
Maximum operating pressure	1.0 MPa
Minimum operating pressure	0.05 MPa
Proof pressure	1.5 MPa
Maximum ambient temperature	60 °C

Minimum ambient temperature	-10 °C
Number of pneumatic connections	2 pcs.
Pneumatic input connection	M5
Mode of operation of drive	Double acting
Theoretical cylinder force, advance stroke (at 0.5 MPa)	157 N
Theoretical cylinder force, return stroke (at 0.5 MPa)	118 N
Maximum piston speed	500 mm/s
Piston rod end	External thread
Geometric form of the piston rod	Round piston rod
Male thread of rod end	M8
Female thread of rod end	M5
Minimum piston speed	50 mm/s
Lubrication	Non-lube
Weight	0.640 Kg

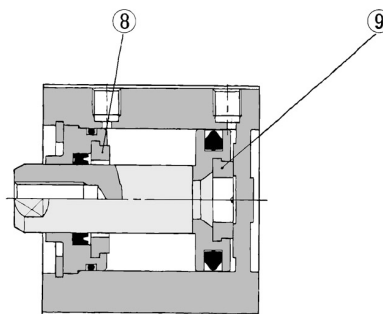
Constructions

Construction

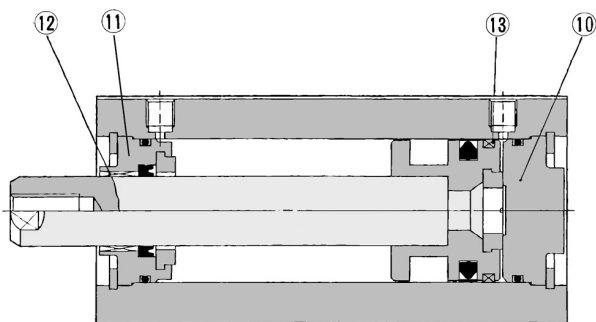
**With auto switch
(Built-in magnet)
ø20, ø25**



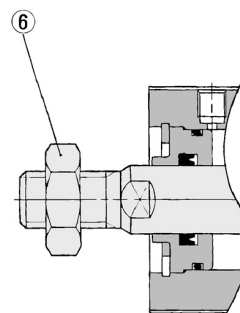
With rubber bumper



Long stroke



Rod end male thread



Component Parts

No.	Description	Material	Note
①	Cylinder tube	Aluminum alloy	Hard anodized
②	Collar	Aluminum bearing alloy	Anodized
③	Piston	Aluminum alloy	Chromated
④	Piston rod	Stainless steel	
⑤	Snap ring	Carbon tool steel	Phosphate coating
⑥	Rod end nut	Carbon steel	Nickel plated
⑧	Bumper A	Urethane	
⑨	Bumper B	Urethane	
⑩	Head cover	Aluminum alloy	Anodized

Component Parts

No.	Description	Material	Note
⑪	Collar	Aluminum alloy	Anodized
⑫	Bushing	Oil impregnated sintered alloy	
⑬	Wearing	Resin	
⑭	Magnet	—	
⑮	Rod seal	NBR	
⑯	Piston seal	NBR	
⑰	Tube gasket	NBR	

Additional information

Catalogue

[CQS_EU.pdf](#)