

## MK-Z Rotary Clamp Cylinder, Standard w/Auto Switch Mounting Grooves

### MKB12-10RZ

Datasheet

### General series information

- Length has been reduced in comparison to MK2 and is similar in length to MK.
- Bore sizes (mm): 12, 16, 20, 25, 32, 40, 50, 63
- Compact auto switch D-M9 can be mounted on 4 sides.
- Magnetic field resistant auto switch can be used.
- 2 types of cylinder mounting are available with one body.



Double-acting, single-rod cylinder

### Standard specifications

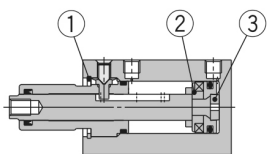
Mounting	B (Through-hole/Both Ends Tapped Common, Basic)
Bore Size	Ø12 mm
Port Thread	M thread: ø12 to ø25, Rc: 32 to 63
Clamp Stroke	10 mm
Rotary Direction	R (Clockwise)
Body Option	Standard (Female Thread)
Auto Switch	No Switch
Lead Wire or Prewired Connector	0.5m [Or None in the Case of No Switch]
Number	2 pcs. [Or None in the Case of No Switch]
Made to Order	None
Pressure medium	Air
Maximum temperature of pressure medium	70 °C
Maximum temperature of pressure medium with magnet	60 °C
Minimum temperature of pressure medium	-10 °C (No freezing)
Minimum temperature of pressure medium with magnet	-10 °C (No freezing)
Maximum operating pressure	1.0 MPa
Minimum operating pressure	0.1 MPa
Proof pressure	1.5 MPa

Maximum ambient temperature	70 °C
Maximum ambient temperature with magnet	60 °C
Minimum ambient temperature	-10 °C (No freezing)
Minimum ambient temperature with magnet	-10 °C (No freezing)
Number of pneumatic connections	2 pcs.
Pneumatic input connection	M5
Pneumatic exhaust connection	M5
Mode of operation of drive	Double acting
Theoretical cylinder force, advance stroke (at 0.5 MPa)	57 N
Theoretical cylinder force, return stroke (at 0.5 MPa)	42 N
Maximum piston speed	200 mm/s
Type of cushioning	Rubber bumper
Piston rod end	Female thread
Female thread of rod end	M3
Weight	0.069 Kg

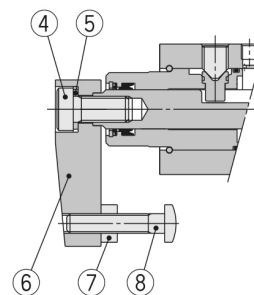


## Constructions

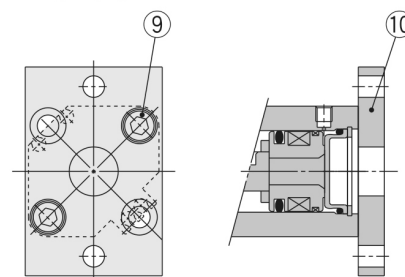
### New MK12, 16



### With arm (N)



### Head flange (G)



### Component Parts

No.	Description	Material	Note
1	<b>Round R-type retaining ring</b>	Carbon tool steel	
2	<b>Magnet holder</b>	Aluminum alloy	Chromated
3	<b>Bumper B</b>	Urethane	
4	<b>Hexagon socket head cap screw</b>	Chromium molybdenum steel	
5	<b>Spring washer</b>	Hard steel	
6	<b>Arm</b>	Rolled steel	
7	<b>Hexagon nut</b>	Rolled steel	
8	<b>Clamp bolt</b>	Chromium molybdenum steel	
9	<b>Hexagon socket head cap screw</b>	Chromium molybdenum steel	4 pcs.
10	<b>Flange</b>	Rolled steel	

## Additional information

Catalogue

[MK-A\\_EU.pdf](#)