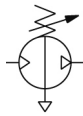


VBA10/11A, Booster Regulator VBA10A-F02GS

Datasheet

General series information

- Service life increased.
- Noise reduced.
- Condensation reduced.
- Reliability improved.



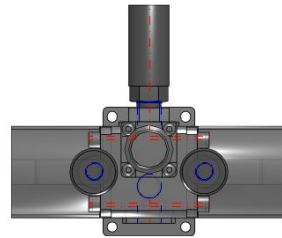
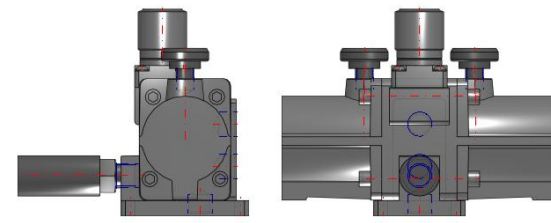
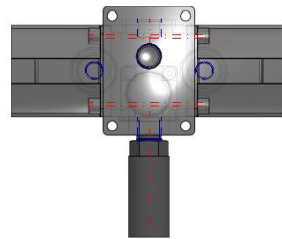
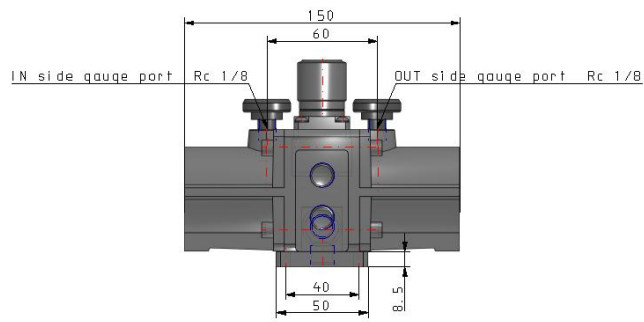
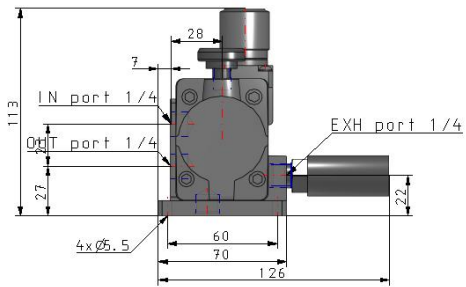
Pneumatic booster regulator, handle operated

Standard specifications

Body Size	10A (1/4, Handle-operated Type, Pressure Increase Ratio Twice)
Thread Type	F (G [PF])
Option	GS (Pressure Gauge [2 pcs.], High noise reduction silencer)
Semi-standard	Standard
Pressure medium	Compressed Air
Maximum operating pressure	1.0 MPa
Minimum operating pressure	0.1 MPa
Proof pressure	3.0 MPa
Maximum ambient temperature	50 °C
Minimum ambient temperature	2 °C (No freezing)
Approvals	No need
Number of pneumatic connections	3 pcs.
Set pressure range	0.2 to 2.0 MPa
Port size	Rc 1/4
Pressure increase ratio	Twice
Pressure adjustment mechanism	Handle-operated with relief mechanism
Max. Flow rate (l/min (ANR))	230 (l/min (ANR))

Supply pressure range (MPa)	0.1 to 1.0 MPa
Pressure gauge port size (Rc) (IN/OUT: 2 locations)	Rc 1/8
Installation	Horizontal
Lubrication	Grease (Non-lube)
Weight	0.910 Kg

Dimensions



Specifications are subject to change without prior notice and any obligation on the part of the manufacturer.

Additional information

Catalogue	VBA-VBAT-Dd_EU.pdf
Operation manuals	OM_VBA-OM-L007_EN-E.pdf OM_VBA-MM-N016-E_EN.pdf OM_VBA10A_N010EN-E.pdf