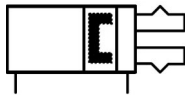


Through Hole - MSH3 MSH3-50D

Datasheet

General series information

- Maximum gripping force 490 N at 0.5 MPa
- Double acting
- Repeatability: ± 0.01 mm
- Max. operating frequency: 120 c.p.m.



Gripper, internal grip, double-acting with permanent magnet on piston

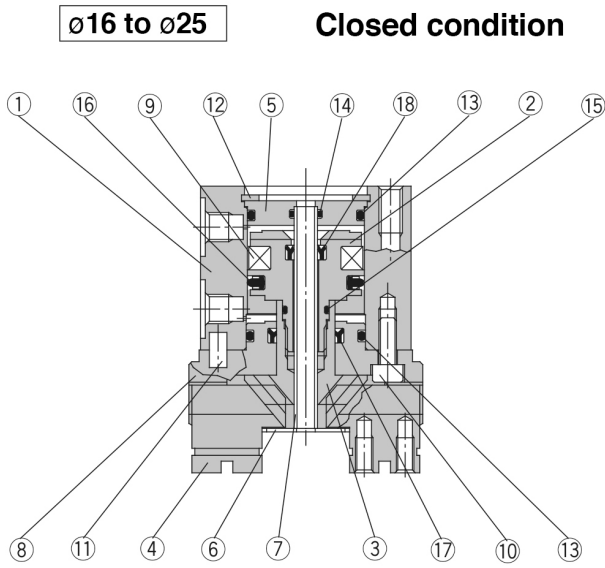
Standard specifications

Bore Size	50mm
Port Thread	Bore 16-63: M Thread; Bore 80: Rc
Center Pusher	w/o Centre Pusher
Auto Switch	No Switch
Lead Wire or Prewired Connector	0.5m (Or None in the Case of No Switch)
Suffix for Auto Switch	2 pcs (Or None in the Case of No Switch)
Special Specifications	None
Maximum operating pressure	0.6 MPa
Minimum operating pressure	0.1 MPa
Maximum ambient temperature	60 °C
Minimum ambient temperature	-10 °C
Repeatability	± 0.01 mm
Lubrication	Non-lube
Effective holding force per finger, external (0.5 MPa)	155 N
Effective holding force per finger, internal (0.5 MPa)	187 N
Maximum operating frequency	60 c.p.m.
Fluid	Air
Action	Double Acting
Stroke per gripper jaw	12 mm

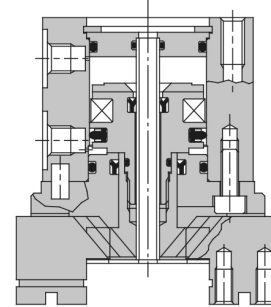
Weight

0.970 Kg

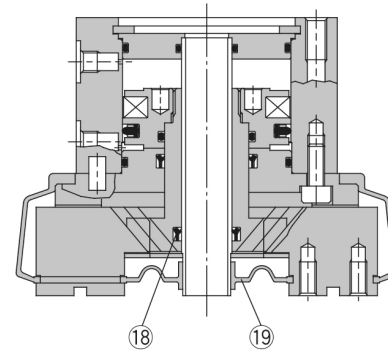
Constructions



Open condition



ø32 to ø80 Open condition



Parts list

No.	Description	Material	Note
1	Body	Aluminum alloy	Hard anodized
2	Piston	ø16 to ø25: Stainless steel	
		ø32 to ø80: Aluminum alloy	Hard anodized
3	Cam (A)	Carbon steel	Heat treated, Specially treated
4	Finger	Carbon steel	Heat treated, Specially treated
5	Cap (A)	Aluminum alloy	Hard anodized
6	End plate (A)	Stainless steel	
7	Tube	Stainless steel	
8	Guide	Aluminum alloy	Hard anodized
9	Rubber magnet	Synthetic rubber	
10	Hexagon socket head screw	Carbon steel	Nickel plated
11	Parallel pin	Stainless steel	
12	C type snap ring	Carbon steel	Nickel plated

No.	Description	Material	Note
13	Gasket	NBR	
14	Gasket	NBR	
15	Gasket	NBR	
16	Piston seal	NBR	
17	Rod seal	NBR	
18	Rod seal	NBR	

Additional information

Catalogue

[MHS_EU.pdf](#)